



Kellfri®

FEEDER

34-FHR, 34-FHR180

34-FRB, 34-FRB180


34-FH0



34-FHR



34-FRB



34-FH0

READ THIS MANUAL CAREFULLY BEFORE USING THE PRODUCT !!!
TRANSLATED FROM THE ORIGINAL

INTRODUCTION

Thank you for choosing a product from Kellfri AB. By following the general safety information and the instruction manual and by using common sense, you will have a great and safety use of your Kellfri product for many years. Kellfri designs and delivers effective, affordable machinery and components for forest, agriculture, construction and gardening in Sweden, other Nordic countries and Europe.

PRODUCT INFORMATION

Feeder with 9 (34-FHR180) and 12 (34-FHR) feed openings, reinforced tombstone rails suitable for young cattle. Anti-corrosive design for a long service life. Easy to assemble, with sealed joints for minimal wastage. Using the feeder offers feed savings, top hygiene and healthier animals. **NOTE!** 34-FHR180 is not equipped with tractor attachment

TECHNICAL SPECIFICATION	34-FHR180	34-FHR
Tubular pipe dimension	32 mm	43 mm
Feeders diameter	1 800 mm	2 300 mm
Galvanized	Ja	Ja
Feed openings	9	12 st
Tractor attachment	Nej	Ja
Weight	84 kg	176 kg

Important to keep in mind when selecting feeders for animals

Whether you have horse, nuts or sheep, there are different types of races, ages, individuals and hence different behaviors. You know your animals best and their behavior and we ask you to think about how the animals react in different contexts where a feeder is involved so no injuries occurs. If there are too many animals around the same feeder, competition increases and thus the pressure on the feeder increases and the risk of injury increases.

You are responsible for the choice of feeder model as you know your animals best - How many animals should be around a feeder, how the ranking is in the flock is crucial for the size of the feeder and how many feeders are appropriate. In the case of animals with horns, one must take into account the choice of feeder.



34-FHR



34-FHR180



PLEASE NOTE that any risk of injury is greater to smaller bread and or foal/calf/ young animals because the feeders measurements are adapted for adult animals.

PRODUCT INFORMATION

Feeder for horses, 9 (34-FRB180) and 12 (34-FRB) feed openings, covered tombstone rails which give maximum safety for your animals and minimise the risk of them getting their legs stuck, sturdy galvanised design, three openable sections, easy to assemble.

Note! FRB180 is not equipped with tractor attachment

TECHNICAL SPECIFICATION	34- FRB180	34-FRB
Kraftiga rörram	32 mm	43 mm
Foderhäckens diameter	1 800 mm	2 300 mm
Foderplatser	9	12 st
Varmgalvaniserad	Ja	Ja
Vikt	87 kg	169 kg



34-FRB



PLEASE NOTE that any risk of injury is greater to smaller breed and or foal/calf/ young animals because the feeders measurements are adapted for adult animals.

PRODUCT INFORMATION

Feeder for cattle, sturdy tubular frame design with reinforced tombstone rails, 16 feed openings and space for two round bales. Fully galvanised for a long service life and easy assembly – large-scale feeding at low cost. Safety tested by Djurskyddsinspektionen (The Swedish Animal Protection Agency)!

TECHNICAL SPECIFICATION	34-FH0
Total width	2 000 mm
Total length	3 400 mm
Capacity	2 round bale
Feed openings	16 st
Frame tubular pipe	ø 43 mm
Tombstone railing	ø 43 mm
Galvanized	Ja
Weight	218 kg

ENTENDED USE

Kellfri's feeders are only intended to use for feeding cattle and horses, Suitable for round and square hay bale



34-FH0



PLEASE NOTE that any risk of injury is greater to smaller bread and or foal/calf/ young animals because the feeders measurements are adapted for adult animals.



Different animals/ individuals have different capabilities, behavior and temperament. It is important to choose the suitable feeder for the type of animal/cattle/horses. When suspected that the individuals can get injured in combination of feeder and animals (adult/ young animals), measures shall be taken before any feeder is placed to mini- mized the risk for injuries.

FOR YOUR SAFETY

Before using the product, please read the safety information and instruction manual and understand its contents for your own and others' safety. Always keep the safety information and instruction manual easily accessible to the user of the product. Remember that it may be good for your own and others' safety to read the safety information every now and then. If the instructions manual is damaged or otherwise unusable, please contact your retailer and order a new one

The general safety instruction is also available from Kellfri's website: www.kellfri.com

Do not work with the product if you are feeling sick, tired or in influence of alcohol. Nor if you are under the influence of strong medications or drugs, suffering from strong depression or severe mental illness. Always follow the general traffic rules and regulations during relocation of the feeder and the rules of the Animal Welfare Act.



WARNING!

The product's original design must not under any circumstances be changed without the permission of the manufacturer. Unauthorized modifications and / or accessories can result in life-threatening or fatal injury to the operator or others.

- Always make sure that suitable feeder is use for the type of animal to ensure function and safety of the animals.
- Always follow the rules in the animal welfare act.
- There is often a lot of pressure around the feeder when feeding combined adult animals /foal /calf. There is always an increased risk for young animals (foal/calf) to get injured.
- Always check that the feeder is not damage before use.
- Supervision of the animals is required at least once a day during feeding.
- Avoid having too few feeder to the number of animals
- Ensure that the feeder never stand empty. When feeding horses, horses should always have unlimited access to hay.
- When the feeder is not in use, store it a safe place where no animals resides.
- Danger zone is 5 meter. Nobody except for the operator is allowed in the vicinity of the feeder during relocation.
- During transport, always follow the general traffic rules and regulations.
- Nobody under any circumstances are allowed to stay underneath the feeder when it is up-lifted
- The feeder shall be placed on a level ground, not sunk into the ground or covered with snow during winter. The surface aroun the feeder shall always keep clean to guarantee the the safety of the animals and stability of the feeder.



CAUTION!

For safety, this product should only be used in the manner described in this manual. The user is responsible for the instruction to be read through and followed.

INCASE OF EMERGENCIES

In case of an emergency please dial 112.

Keep cell phone or emergency phone available specially when working alone. First aid kit and fire extinguishers must be kept easily accessible during all work, maintenance and service.

PERSONAL PROTECTION

Always wear suitable clothing and footwear. Wear protective gloves, hearing protection, eye protection and protection mask should be use when necessary.

SAFETY MEASURES BEFORE OPERATING

Read the safety information and instruction manual carefully. Be sure you understand the safety measures, instruction manual and warning labels. Use common sense when operating the machine and use appropriate personal protective equipment. Do visual inspection of equipment or product before use. Fix or replace damaged or worn parts immediately to reduce the risk of injury. Check that all screw-nuts and bolts are tightened.

The product should not be taken into use unless it can be done in a safe way for the user.

- Always check the product before it's placed in place.
- Damage or cracked feeders should **NEVER** be use. Risk to severe injuries for the animals
- Check all part of the feeder is intact/ no damage before assembly. Assemble the feeder using pins and bolts.



TRANSPORT AND STORING

Make sure there are no people, children and foreign objects around the area before transporting the machine. Always take an extra caution during the transport. Ensure that the product is well secured and that transport brackets are mounted. Always place the load as low as possible. Respect the danger zone even during transport. When lifting the equipment, never go underneath suspended loads. Trailer used for transport should have working brakes.

Always store the product in a dry place preferably underneath a cover when not in use. Ensure that the product is stable and not likely to tip over. Never let children play where the machine is being stored. Always keep in mind the risk of tipping!

Kellfri disclaim any responsibility for self-made modifications, changes or alterations.
Kellfri AB disclaims responsibility for the animals and their behavior.

Horse feeder 34-FRB 34-FRB180

The feeder is delivered in 3 parts :




Place the parts on a level ground, assembly the parts and secure with pins.



34-FHR



The feeder comes i 3 parts. Place all parts on a level ground and secure with pins (6pcs)



+



34-FHR180



The feeder comes i 3 parts. Place all parts on a level ground and secure with bolts (6pcs) M8x30



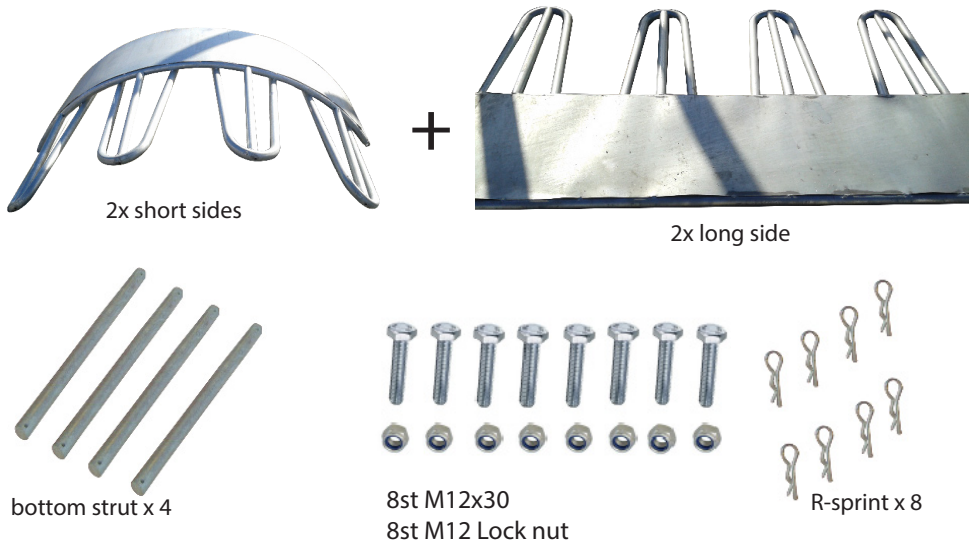
+



34-FHO
Feeder for cattle



The is delivered in 4 parts



A lock in every corner for stability, secure with cotter pin (8 st).



PLACING, RELOCATING THE FEEDERS

- When moving the feeder always check that the feeder is not damaged
- The feeder should be moved carefully, maximum speed is 5km/h
- Keep the feeder low during transport
- The best way to move the feeder FHO/FRB180/FHR180 is by using 4 straps which should be fastened on each corner of the feeder
- Feeder FHR och FRB is equipped with tractor attachment and should be move only by connecting it at the 3 point hitch of the tractor. Use the locking pins to secure it in place.
- Carefully drive and check the feeders movement.



MAINTENANCE AND SERVICE

Ensure that the unit is stable and cannot tip over during maintenance and service. Replace damaged or worn parts immediately to reduce the risk of abrasion. Always perform maintenance, service and inspection, as recommended. Use only original replacement parts or spare parts with equivalent performance to reduce the risk of damage.

- Regularly check the condition of the product. If cracks, bends are detected, don't use the product, rectify the damage or replace the feeder.
- Worn parts should be replaced. Check that all locking pins are correctly mounted. Flush the feeder with water if necessary.

RECYCLING

Disposal of the product, disassemble and transport to the municipality's recycling station. Contact your local authority for further information.

Kellfri AB is working continuously to develop their products and therefore reserves the right to modify, among other things, the design and appearance without any further notice.

We are grateful for your help pointing out any inaccuracies in the Kellfri product delivered to you. Before making a complaint read Kellfris general warranty and sales conditions in our catalog as well as the enclosed User's manual that comes with the machine.

Please fill in the details below and attach photo in order to process your request.

Buyer:	Customer number:	
Address:	Invoice number:	
E-mail:	Phone nr:	

When was the product delivered?	When was the product taken into operation?	Did the product function as it should upon the first operation?
---------------------------------	--	---

Defect product / part:

.....

Problem description:

.....

.....

Describe the sequence of events:

.....

.....

.....

.....

.....

.....

.....

.....

Other:

.....

.....

Send Complaint form and photo to: (contact your rretailer)

Kellfri AB

Division of Services

Munka Torpgatan 6

532 37 Skara

Or mail service.

info@kellfri.se

Signature:	Date:
------------	-------

KELLFRI AB

Munka Torpgatan 6

SE-532 37 Skara

Phone: +46 (0)511-242 50

Fax: +46 (0)511-168 33

Web

www.kellfri.co.uk

E-mail

info@kellfri.se

Issue: 2014-01-01

WARRANTY TERMS AND CONDITIONS

Validity of the warranty	- Kelifri's Warranty is valid 12 months from the date of purchase.
This warranty replaces	- Compensation for spare parts after acknowledgment that the fault lies on the material or manufacturing defects.
This guarantee do not cover	<ul style="list-style-type: none">• Labour costs• Travel expenses• Any modification that the buyer himself has/had made.• Any consequential damages that occurred out of damage to the machine.• Damage due to normal deterioration of the machine, inadequate service, user inexperience or use of spare parts which are not original.• Wear parts such as hoses, seals, oils, and mechanical belts

EC-DECLARATION OF CONFORMITY, ORIGINAL

According to 2006/42/EC, Annex 2A

Enligt 2006/42/EG, Bilaga 2A

Kelfri AB

Munkatorpsgatan 6

532 37 Skara, Sweden

Declares that the product

Namn: 34-FHR, 34-FHR180, 34- FRB, 34-FRB180, 34-FHO

Typ: FEEDER

Complies with all applicable provisions of the Directive 2001/95/EG, General Product Safety



Tina Baudtler, CMO

20170721

Kelfri AB is constantly working on further developing their products and therefore reserves the right to modify, among other things the design and appearance without notice.

CUSTOMER SERVICE

You are always welcome to give your feedbacks, reviews or ask us about our tools and products.

Kelfri AB

Telefon: 0046 (0) 511 - 242 50

Fax: 0046 (0)511 - 168 33

E-post: info@kelfri.se

Kelfri®