

# FARMMI® Forest

## WOOD CHIPPERS

Profitable choice - since 1962

Davies Implements Ltd  
01267 237726  
[www.daviesimplements.co.uk](http://www.daviesimplements.co.uk)





# FARMi CH 100 and CH 180/182 for manual feed

- ▶ Cheap production of energy chips
- ▶ Homogeneous chip quality
- ▶ Sturdy and easy to maintain
- ▶ Safe construction
- ▶ Wide feeding angle – less power demand

Use the **FARMi CH 182 HF** chipper with hydraulic feed to produce cheap energy for private use! Thanks to three-step chipping (with double rotor disk and twig breakers), you are able to produce homogeneous energy chips from any wood material. Both trimmed as well as non-trimmed trunks, branches, twigs and slabs can perfectly be used as feed material for the FARMi 182 chipper. The **FARMi CH 180 F**, **CH 180 DF** and **CH 180 HF** chippers with one rotor disk are more reasonably priced alternatives for landscaping. These machines can also be used to produce high-quality chips from trimmed trunks. The chipper models **FARMi CH 180** and **CH 182** come equipped with two knives which can cut wood with a maximum diameter of 18 cm. The chip length can be adjusted in steps of 10, 12 or 14 mm.

**FARMi CH 100 F with feed hopper**




The FARMi CH 100 F can be mounted onto a small tractor giving a compact chipping machine in gardens, parks, yards and road sides. Two knives and an anvil will take care of chipping and feeding.

**FARMi CH 180 F with feed hopper**



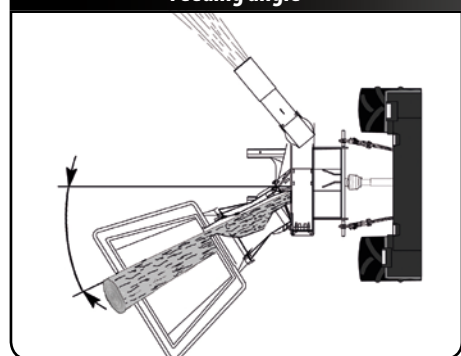
The feed unit of the FARMi chipper 180F is designed to ensure a wide feeding angle for inclined infeed and thus to produce a self-pulling effect. The material to be cut is pulled into the chipper by the diagonally cutting knives.

**FARMi CH 180 HF with hydraulic feeder**



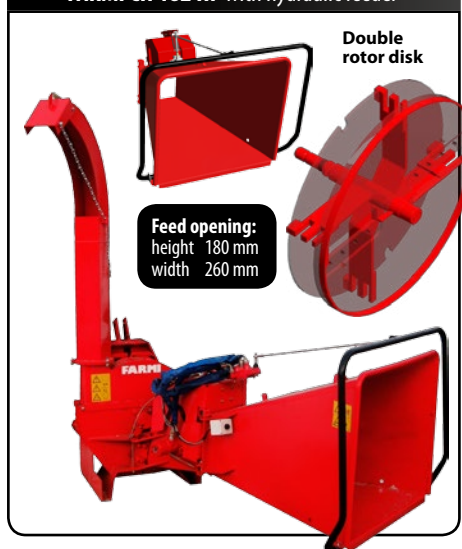
Like the FARMi CH182HF, the FARMi CH180 HF model is equipped with hydraulic feed unit. Both machines can optionally be fitted with an own hydraulic unit (HD11).

**Feeding angle**




Thanks to their wide feeding angle between knife and material, all FARMi chippers have a reduced power demand. The diagonal feed and the optimum design of the knives create a self-pulling effect which ensure the operation of the chipper without hydraulic feed unit.

**FARMi CH 182 HF with hydraulic feeder**



**FARMi BT 100 and BT 180 belt drive**



FARMi BT (belt drive) used as a speed increaser to double the speed and therefore the chipping and discharge performance. This, however, causes a higher demand of power which must be generated by the tractor. As an accessory for CH 100 and CH 180/182.




# FARMÍ CH 260 for manual feed



- ▶ Homogeneous chips produced by three-step chipping
- ▶ Fail-safe
- ▶ Adjustable chip thickness (4) 7 – 25 mm
- ▶ Disk has also discharge function
- ▶ Feed roller with large diameter


The double rotor disk, three-step chipping and the adjustable knives of the **FARMÍ CH series 260** with manual feed enables neat chips of appropriate length [(4)7 – 25 mm] to be produced according to the pertinent safety regulations. Therefore the machines of this series are suited for various purposes: energy generation, landscaping, mulching of garden beds, composting, animal bedding, etc. In addition, the high-power breaker enables branches and twigs as well as slabs to be cut to produce homogeneous wood chips for incineration purposes. The chip quality is even improved by increasing the speed. The FARMÍ CH 260 chipper with manual feed can be supplied with any clean wood material with diameters up to 26 cm.



On the FARMÍ chippers CH 260 F and CH 260 DF, the feed system is designed to ensure a wide feeding angle for inclined infeed and thus to produce a self-pulling effect. For the FARMÍ 260 HF series, two hydraulic feed rollers are used for feeding. The CH260 HF-HM model is equipped with hydraulic control and the CH260 HF-EM model with electro-hydraulic control. Both models are offered with an optional NO STRESS revolution control device and an optional own hydraulic unit (HD11). The hydraulic unit is needed if there is no tractor hydraulic system available or if the chipper is to be used for different tractors.



FARMÍ CH180, CH260 and CH381 chippers are available with an external drive unit (electric motor or combustion engine); here, the force is transmitted to the chipper via a V-belt. For the chippers of the 260 and 380/381 series, a mounting base for the direct drive via electric motor (SML232/SML380) are available. If the mounting base is used, the chipper can be mounted on the same mounting platform as the electric motor.



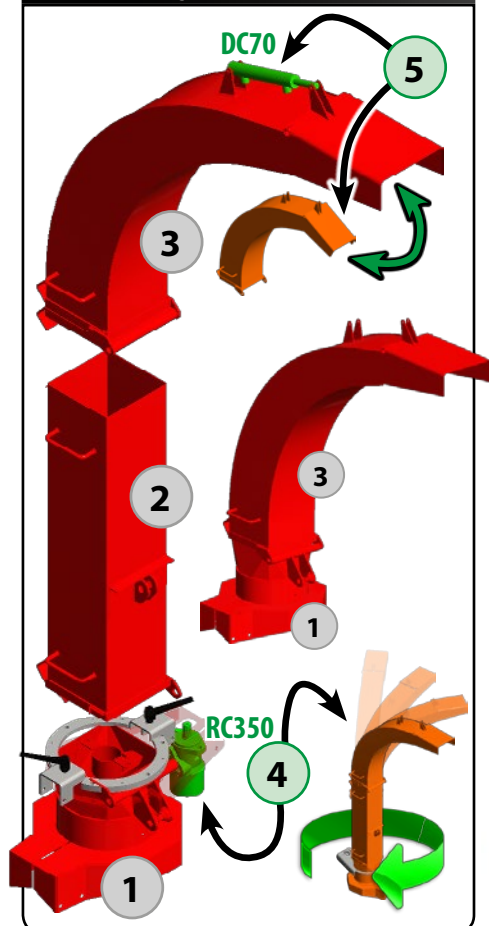


# FARMI CH 260 for loader feed

- ▶ Neat and homogeneous chip quality even when chipping slabs
- ▶ The efficient and sturdy conveyor feeder made of steel enables the chipper to cut branches and short pieces of wood.
- ▶ Cost-effective solution for season-specific work.

The **FARMI CH 260 HFEL** disk chipper with grab loader feed is the ideal machine for producing energy chips. As basic material, clean wood such as trunks, trimmed logs or slabs are used. Perfect infeed is ensured by the upper large-diameter feed roller and the movable roller swing of the feed unit with two rollers. The powerful hydraulic motors and the automated control of the feed system enable the operator to focus fully on the operation of the crane and thus ensure a considerable increase of productivity and efficiency. Thanks to its efficient and sturdy conveyor feeder made of steel, the **CH 260 HFC** is also suitable for chipping branches and short pieces of wood. Moreover, the steel conveyor feeder accelerates the feeding speed of long wood pieces.

## Discharge chutes and Profi Kit



Short discharge chute 2,5m: **1+3**  
Long discharge chute 3,7m (accessory): **1+2+3**

### Profi Kit DC70/RC350 (accessory) **4+5**

- ▶ **DC70** = for adjusting the blow distance (hydraulic cylinder)
- ▶ **RC350** = to rotate the discharge chute (hydraulic motor)

## FARMI CH 260 HFEL with electro-hydraulic feed



## FARMI CH 260 HFC with conveyor feed (EHC)

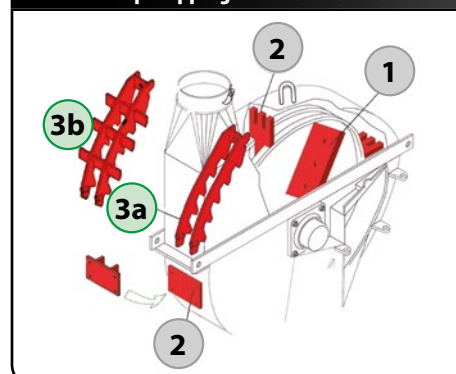


The following optional equipment is offered for the FARMI CH 260 HFEL and HFC models: an own hydraulic unit (HD11), electric pedal control of the feed unit and hydraulic functions for swiveling the discharge pipe, adjusting the discharge pipe lid and opening the upper chamber. When using the separate support unit, the chipper/crane combination FARMI CH 260 can be mounted to the 3-point hitch of a tractor. Mounting and dismounting can be done very quickly, i.e. the tractor can easily be used for other purposes, as well. The chipper/crane combination FARMI CH 260 – our convincing solution for season-specific work.

## FARMI W150 electric control



## Three step chipping CH 182/260/380/381



- 1** Knife
- 2** Additional knives/counter knives (2 pcs.)
- 3a** Twig breaker
- 3b** Slab breaker as an accessory for CH 260 and CH 380/381 chippers



# FARMi CH 380 HF and 381 HFC for loader feed



- ▶ Excellent, neat and homogeneous chip quality
- ▶ Cost-effective chipper unit
- ▶ Optimum throughput almost 2 m<sup>3</sup>/min
- ▶ Low fuel consumption: less than 0.4 l/m<sup>3</sup>



The **FARMi CH 380 HF** and **CH 381 HFC** chippers offer the best characteristics you may expect from FARMi chippers, e.g. excellent chip quality, efficient feed and optimum cost-effectiveness. This enables an outstanding productivity with low fuel consumption. The dust-free and homogeneous chips of the **FARMi CH 380/381** chipper are perfect for the use in cogeneration plants and as fuel in biomass heat and power plants. A high-performance feed unit with feed rollers (**FARMi CH 380 HF**) or with a steel conveyor feeder (**FARMi CH 381 HFC**) and with automated feed control ensures an outstanding throughput rate. The chipper/crane combination **FARMi CH 380/381** with an output of 5,000–40,000 m<sup>3</sup>/year is a cost-effective chip production alternative for contractors. With a tractor driving power of approx. 200 HP, an optimum output of nearly 2 m<sup>3</sup>/min can be achieved – at a fuel consumption of less than 0.4 l/m<sup>3</sup>.

## FARMi CH 380 HF

Feed opening:  
height 380 mm  
width 420 mm

with electro-hydraulic feed


## FARMi CH 381 HFC

with electro-hydraulic  
conveyor feed

Length:  
1400 mm


Feed opening:  
height 380 mm  
width 420 mm

## Rotor, breakers and blades



## Load sensing hydraulic system (LS)

CH 381 HFC



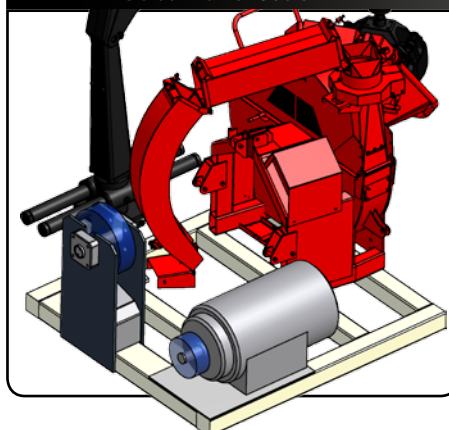
As standard, the FARMi chippers CH 380 HF and CH 381 HFC are equipped with an own hydraulic system (1) which drives both the feed unit and the standard roller swing of the upper feed roller (2) and controls the discharge pipe (3). However, the tractor hydraulic system is used to retract the pipe into its transport position (4) and to open the upper chamber.

## CH 381 HFC in transporting position




SL 3-Point 380 support legs enables to mount CH 381 and crane together on 3 point linkage

## Belt driven CH 380 OEM

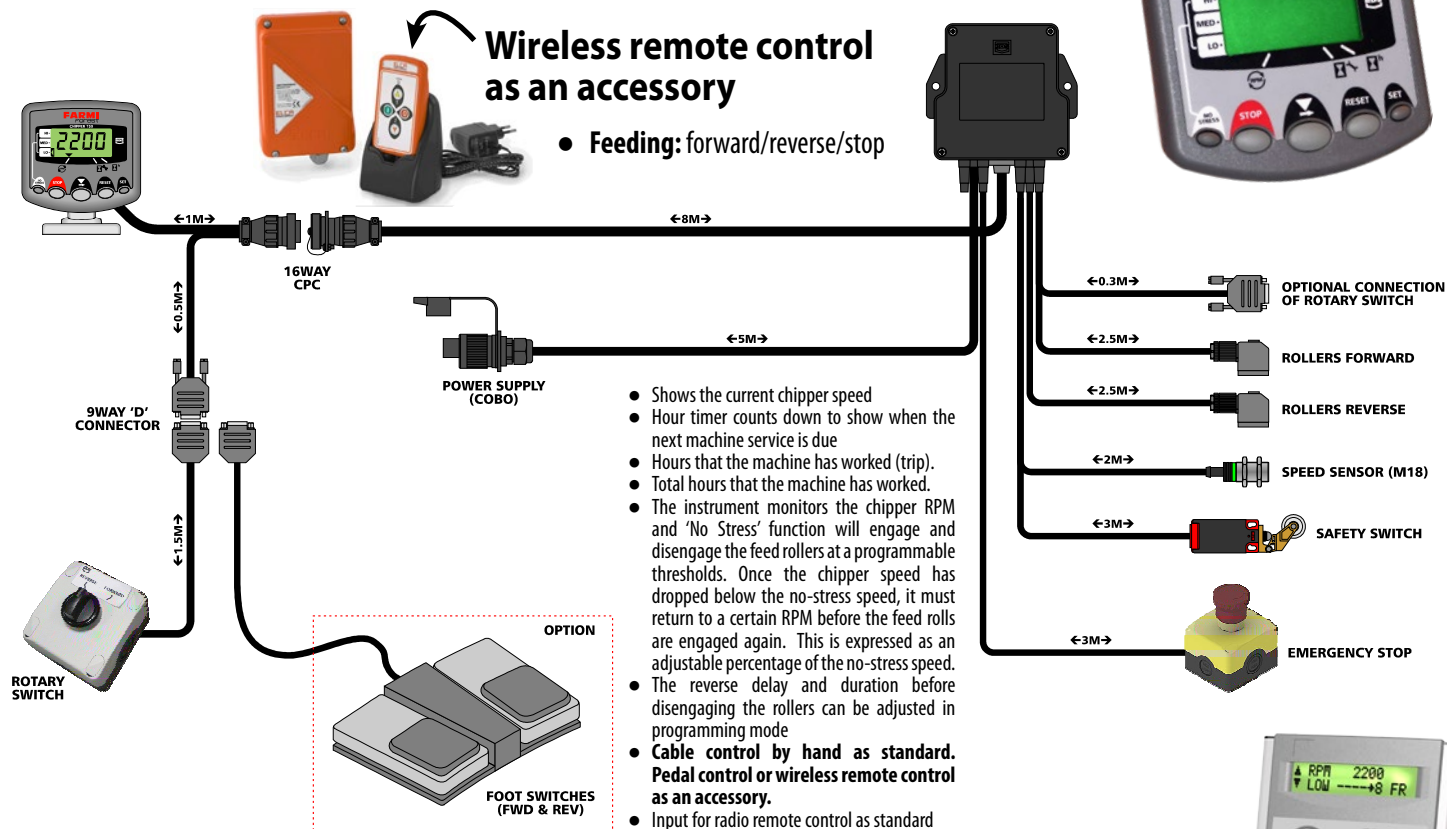


## An effective conveyor feed





# FARMI W150 electrics for CH 260



# FARMI Expert electrics for CH 380/381

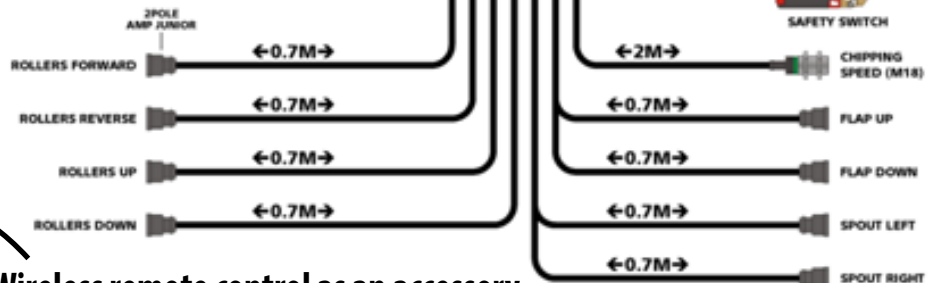
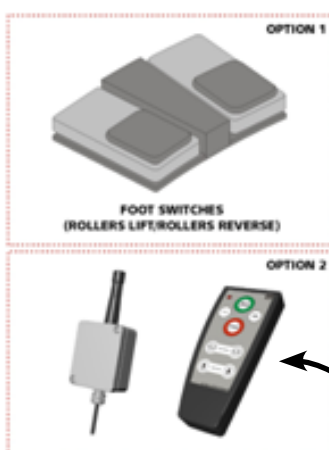


- Shows the current chipper speed
- Hour timer counts down to show when the next machine service is due
- Hours that the machine has worked (trip).
- Total hours that the machine has worked.
- The instrument monitors the chipper RPM and 'No Stress' function will engage and disengage the feed rollers at a programmable thresholds. Once the chipper speed has dropped below the no-stress speed, it must return to a certain RPM before the feed rolls are engaged again. This is expressed as an adjustable percentage of the no-stress speed.
- The reverse delay and duration before disengaging the rollers can be adjusted in programming mode
- Cable control by hand, pedal or radio remote control without cable
- Input for radio remote control as standard

**AVAILABLE AS A SPECIAL ACCESSORY FOR CH 260 HFEL AND CH 260 HFC**



- Feeding: forward/reverse/stop
- Chute rotate: left/right
- Chute lid: up/down
- Feed roller: lift/press



**Wireless remote control as an accessory**

# TECHNICAL SPECIFICATIONS


	Unit	CH 100	CH 180	CH 182	CH 260 man.	CH 260 load.	CH 380/381
Type of feeding		Manual feed	Manual feed	Manual feed	Manual feed	Loader feed	Loader feed
Application: (Landscaping / Bioenergy)		● / ○	● / ○	● / ●	● / ●	● / ●	● / ●
Output	m³/h	0,5-2	5-20	5-20	10-20	10-40	30-100
Thickness of chip * <i>(see below)</i>	mm	12	10, 12, 14	10, 12, 14	(4) 7-25	(4) 7-25	10-30
Max. log diameter	mm	100	180	180	250 / 260	260	380
Power demand	kW	7,5-30	30-70	30-70	55-115	70-125	125-205
Speed of rotation	rpm	540-1000	540-1000	1000	540-1000	540-1000	540-1000
Number of knives	pcs.	2	2	2	2 (3)	2 (3)	4
Chipper weight	kg	193 / 210	365-430	460	720-870	850-1500	1970-2500
Rotor diameter	mm	550	670	670	1050	1050	1460
Rotor weight	kg	46	100	120	240	240	615
Rotor drive / Belt drive <i>(accessory)</i>		● / ●	● / ●	● / ●	● / ○	● / ○	● / ○
Power source		Tractor	Tractor	Tractor	Tractor	Tractor	Tractor
Attachment		3 point hitch	3 point hitch	3 point hitch	3 point hitch	3 pt / trailer	3 pt / trailer
<b>CHIPPER EQUIPMENT</b>							
Discharge pipes, rotating	°	both sides	360	360	360	360	300
Standard discharge chute <i>(LE)</i>	m	1,5	1,6	2,4	2,7	2,7	4,1
Optional discharge chute <i>(HE)</i>	m	-	2,4	1,6	3,5	3,5	-
Twig breaker		-	-	Standard	Standard	Standard	Standard
High-power breaker		-	-	-	Option	Option	Option
<b>FEED UNITS AND NO STRESS CONTROL</b>							
Feed hopper / without roller		F 100	F 180	-	F 260 / DF 260	-	-
Hydraulic feed unit with one roller		-	HF 180	HF 180	-	-	-
Hydraulic No Stress device		-	Option	Option	-	-	-
Hydraulic feed unit with two rollers		-	-	-	HF 260 HM	-	-
Hydraulic No Stress device		-	-	-	Option	-	-
Electro-hydr. feed unit with two rollers		-	-	-	HF 260 EM	HF 260 EL	HF 380
Electric No Stress device with reverse		-	-	-	Standard	Standard	Standard
Conveyor feeder		-	-	-	-	HFC 260	HFC 381
Electric No Stress device with reverse		-	-	-	-	Standard	Standard
<b>EQUIPMENT FOR PROFESSIONAL USE</b>							
Hydraulic chute control		-	-	-	Option	Option	Standard
Hydraulic adjustment for blow distance		-	-	-	Option	Option	Standard
Hydraulic opening of the upper cover		-	-	-	Option	Option	Option
Pedal control of the feed unit		-	-	-	-	Standard	Standard
Hydraulic opening for upper feed roller		-	-	-	-	-	Standard
Hydraulic unit		Option	Option	Option	Option	Option	Standard
Pump capacity at 540 rpm	l/min		8,6	-	16,2	16,2	26-37
Pump capacity at 1000 rpm	l/min		16	16	30	30	48-70
<b>SPECIAL EQUIPMENT</b>							
EL motor for V-belt chipper	kW	-	22-30	22-30	55-75	55-75	160
Alternative cranes for chipper feeding		-	-	-	-	3967-4571	4571-6185
Trailers for chippers		-	-	-	-	T5000	T5000 / VARIO 121

\* Thickness of the chip depends on the sharpness of the knives, diameter/length and wood material to be handled.



# FARMi WOOD CHIPPERS

CH 381 HFC chipper and FARMi crane on VARIO 121 trailer




CH 260/381 chipper and FARMi crane on T5000 trailer



CH 260 HFC with a FARMi crane on tractor's 3 point linkage



SL 3-Point 260 support legs enables to mount CH260 and crane together on 3-point linkage




JAKE platform with a 3 point linkage for a FARMi crane on CH 381 HFC as an accessory



## OTHER PRODUCT LINES OF FARMi

CAT CH ENG 2014/06 NHa

Skidding Winches



Forestry Cranes



Forest Trailers



Firewood Processors



## CONTACT INFO

# FARMi<sup>®</sup>

## Forest

**Farmi Forest Corporation**

Ahmolantie 6, FI-74510 IISALMI, FINLAND

+358 17 832 41, [info@farmiforest.fi](mailto:info@farmiforest.fi)

[www.farmiforest.fi](http://www.farmiforest.fi)

